














































PARTS FOR JUKI LZ-2280/2290 SERIES

| | | | | |
|---|--|--|---|---|
|  <p>100-01709 TAKE-UP THREAD CUTTER</p> |  <p>225-28053 THREAD TENSION ASM.</p> |  <p>263-14757 (100-04307) BED SLIDE ASM.</p> |  <p>263-00103 (100-04208) BED PLATE</p> |  <p>400-44872 (225-05408) SPROCKET</p> |
|  <p>225-06109 BALANCE FOR 2280</p> |  <p>225-06208 BALANCE V FOR 2290</p> |  <p>100-08506 COUNTERWEIGHT PROTECTING PLATE</p> |  <p>100-08753 TAKE-UP COUNTERWEIGHT ASM.</p> |  <p>225-07156 NEEDLE BAR CRANK ROD ASM.</p> |
|  <p>225-28764 PRE-TENSION CONTROLLER ASM.</p> |  <p>225-28061 THREAD TENSION ASM.</p> |  <p>225-29481 BOBBIN THREAD TENSION ASM.</p> |  <p>235-27559 BOBBIN DEVICE ASM.</p> | |
|  <p>225-07305 NEEDLE BAR CONNECTION</p> |  <p>225-07503 NEEDLE BAR</p> | |  <p>225-07404 THREAD RACK</p> |  <p>225-07909 THREAD RACK</p> |
|  <p>100-13019 NEEDLE BAR BUSHING, UPPER</p> |  <p>100-13118 NEEDLE BAR BUSHING, LOWER</p> |  <p>263-00962 (225-09152) NEEDLE BAR YOKE ASM.</p> | | |
|  <p>263-02307 (100-16608) LINK</p> |  <p>263-06803 (225-12206) LEVER</p> |  <p>225-12107 KNOB</p> |  <p>263-07850 (225-15357) HAND LIFTER CAM COMPL.</p> | |

PARTS FOR JUKI LZ-2280/2290 SERIES

| | | | | |
|---|--|--|---|---|
|  <p>110-71602 PRESSER SPRING REGULATOR</p> |  <p>B1502-541-000 PRESSER BAR BUSHING,LOWER</p> |  <p>100-22010 PRESSER BAR</p> |  <p>110-71800 HAND LIFTER</p> | |
|  <p>263-08007 (225-15506) LIFTING LEVER</p> |  <p>B1516-552-000 LIFTING LEVER LINK</p> |  <p>B3414-555-000 LIFTING LEVER LINK ARM</p> |  <p>225-18005 LEVER</p> |  <p>225-18401 FEED DRIVING ADJUSTER</p> |
|  <p>400-35702 (100-26102) ECCENTRIC SHAFT</p> |  <p>225-19201 ADJUSTING SCREW</p> |  <p>225-19102 DIAL</p> |  <p>225-19300 FEED REVERSAL LINK</p> | |
|  <p>225-18104 SHAFT</p> |  <p>400-31418 FEED BASE</p> |  <p>400-55832 (100-26300) FEED ROCKER</p> |  <p>263-03206 (100-27001) CONNECTING ROD</p> | |
|  <p>400-43912 (100-28801) BUSHING</p> |  <p>225-24201 BOBBIN</p> |  <p>225-24169 BOBBIN CASE ASM.</p> |  <p>225-24458 HOOK</p> |  <p>235-03402 (100-33207) INNER HOOK STOPPER</p> |
|  <p>400-43050 (100-31300) HOOK SHAFT</p> |  <p>400-43051 (100-31409) HOOK SHAFT BUSHING</p> |  <p>B3524-552-000 PLUNGER THRUST PLATE</p> |  <p>400-09373 (B3565-771-000) OIL FELT GUIDE</p> | |

PARTS FOR JUKI LZ-2280/2290 SERIES

| | | | | |
|--|---|---|--|--|
|  <p>225-48010 THROAT PLATE 225-48119 FEED DOG 225-48671 PRESSER FOOT & FINGER GUARD</p> | |  <p>225-57458 KNIFE UNIT</p> |  <p>225-57557 DRIVING KNIFE ASM.</p> | |
| | | |  <p>225-57706 FIXED KNIFE</p> | |
|  <p>225-82407 NEEDLE PLATE</p> |  <p>225-81508 FEED DOG</p> |  <p>225-85657 WORM WHEEL COMPL.</p> |  <p>B1510-227-000 PRESSER GUIDE BAR</p> |  <p>400-34920 BOBBIN WINDER UNIT</p> |
|  <p>100-30609 HELICAL GEAR A</p> |  <p>100-31003 HELICAL GEAR B</p> |  <p>225-02108 BALANCE COVER</p> |  <p>225-04104 BALANCE THREAD GUIDE</p> |  <p>225-05507 HAND WHEEL</p> |
|  <p>225-07701 THREAD RACK, RIGHT</p> |  <p>225-05705 TIMING BELT</p> | |  <p>225-12313 SCALE PLATE</p> |  <p>229-58300 NEEDLE THREAD GUIDE PIN</p> |
|  <p>263-00509 HORIZONTAL FEED ROD</p> |  <p>225-25877 (225-25059) HOOK</p> |  <p>263-01408 BUSHING</p> |  <p>263-02000 FEED DIAL</p> |  <p>B3501-555-OAO OIL PUMP ASM,</p> |